

PICNIC SHELTERS

Beaver Lake - East Sammamish - Ebright - Lower Commons - Pine Lake

Beaver Lake

2526 244th Avenue SE
Sammamish



Beaver Lake picnic shelter is adjacent to the Beaver Lake sports fields and playground, and in close proximity to the dog park. The play area and other park facilities remain open to the public during rentals. Use of the athletic fields may be added to a picnic shelter rental for a separate fee.

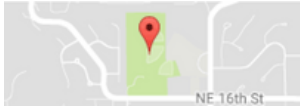
Amenities

- 4 Picnic Tables
- BBQ
- Playground
- Ballfield
- Restrooms
- **NO** Electricity
- **NO** Water
- Capacity: 50

Half Day - \$90 (daily Mar - Sept 9 A.M. - 2 P.M. or 3 P.M. - 8 P.M. / **Full Day - \$135** (daily Mar - Sept 9 A.M. - 8 P.M.

East Sammamish

21300 NE 16th
Sammamish



East Sammamish picnic shelter is adjacent to a playground with two natural turf ball fields, as well as a nearby soccer field. Use of the athletic fields may be added to a picnic shelter rental for a separate fee

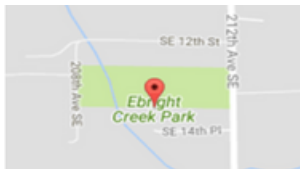
Amenities

- 4 Picnic Tables
- BBQ
- Playground
- Athletic Fields
- Restrooms
- **NO** Electricity
- **NO** Water
- Capacity: 40

Half Day - \$90 (daily Mar - Sept 9 A.M. - 2 P.M. or 3 P.M. - 8 P.M. / **Full Day - \$135** (daily Mar - Sept 9 A.M. - 8 P.M.

Ebright Creek

1317 212th Ave SE
Sammamish



Ebright Creek picnic shelter is located in the middle of the 12-acre park. This shelter sits adjacent to a large playground and open grass area. Ebright Creek flows between the middle and back sections of the park. Park amenities remain open to the public during shelter rentals.

Amenities

- 4 Picnic Tables
- BBQ
- Playground
- Restrooms
- Electricity
- **NO** Water
- Capacity: 45

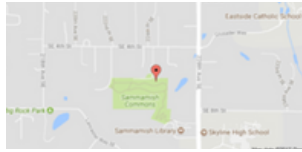
Half Day - \$115 (daily Mar - Sept 9 A.M. - 2 P.M. or 3 P.M. - 8 P.M. / **Full Day - \$170** (daily Mar - Sept 9 A.M. - 8 P.M.

PICNIC SHELTERS

Beaver Lake - East Sammamish - Ebright - Lower Commons - Pine Lake

Lower Commons

550 222nd Place SE
Sammamish



Lower Commons picnic shelter features a charcoal BBQ, adjacent playground, seasonal spray park, loop trail, and open grass areas. Park features remain open to the public during shelter rentals.

Amenities

- 4 Picnic Tables
- BBQ
- Playground
- Spray Park
- Restrooms (portable)
- **NO** Electricity
- **NO** Water
- Capacity: 45

Half Day - \$90 (daily Mar - Sept 9 A.M. - 2 P.M. or 3 P.M. - 8 P.M. / **Full Day - \$135** (daily Mar - Sept 9 A.M. - 8 P.M.

Pine Lake

2401 228th Avenue SE
Sammamish



Pine Lake picnic shelter is in the 19-acre wooded park along the shores of Pine Lake. The largest shelter is available for rent; the smaller shelters are first come, first serve. Park amenities remain open for public use during shelter rentals. Use of the athletic fields may be added for a separate fee.

Amenities

- 5 Picnic Tables
- BBQ & Counter Space
- Playground
- Swim Beach
- Restrooms
- **NO** Electricity
- **NO** Water
- Capacity: 30

Half Day - \$115 (daily Mar - Sept 9 A.M. - 2 P.M. or 3 P.M. - 8 P.M. / **Full Day - \$170** (daily Mar - Sept 9 A.M. - 8 P.M.